




1
Integrated aluminium rain gutter system



2
Insulated sidewall panels, 60 mm thick



3
Clear spans up to 40 metres wide



The Product

One of the most technologically advanced temporary structures available in today's market; the Neptunus Evolution I is a mix of high-tech innovative design and high quality, durable components. It is fully relocatable, suitable for both short and long term use and has many characteristics of a permanent building.



Design


As standard the Evolution I comprises an aluminium spaceframe roof, insulated sidewall panels and PVC Thermo roof. For longer hire periods we fit rigid insulated roof panels which will withstand a maximum snow load of 65kg/sqm. Floor options include the Neptunus raised cassette floor or a solid 16cm laminated wooden floor for long-term use.

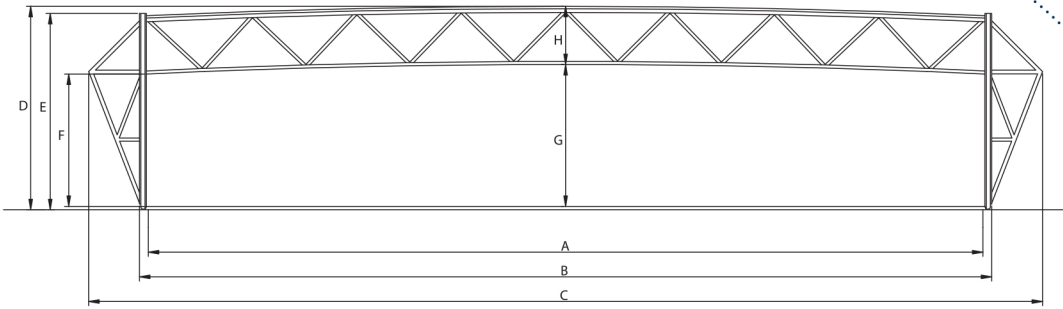
Features

The external framework facilitates large clear span widths up to 40 metres, depending on site specific wind and snow loadings. The length of the structure is limitless and can be extended in increments of 5 metres. The innovative design means that the spaceframe roof is assembled at ground level and hydraulics lift the whole roof in a single movement. Horizontally fitted sidewall panels facilitate external wall heights of 9 or 13 metres. This temporary building can be equipped with mezzanine floors, climate control, vehicle doors, glass panels and electric sliding doors. The insulated panels reduce climate control costs and emissions and all parts are recyclable at the end of life, making the Evolution I an environmentally aware choice.

Applications

The high-quality materials make the Evolution I ideally suited to the most diverse of uses; temporary airport terminals, showrooms, exhibition halls, sports halls, retail outlets, storage facilities, in fact temporary accommodation for all types of events and industry. The Evolution I is available to rent or to buy.





Height	9 m									10 m
Width	20 m	25 m	30 m	35 m	40 m	45 m	50 m	55 m	60 m	40 m
A	2000	2500	3000	3500	4000	4500	5000	5500	6000	4000
B	2085	2585	3085	3585	4085	4585	5085	5585	6085	4085
C	2565	3067	3567	4065	4567	5063	5567	6065	6567	4565
D	948	950	952	963	971	983	993	1005	1019	1071
E	928	928	928	928	928	928	928	928	928	1028
F	635	635	635	635	635	635	635	635	635	735
G	653	655	657	663	676	685	698	710	724	776
H	281	281	281	281	281	281	281	281	281	281

Height	11 m	12 m			13 m		17 m		
Width	50 m	30 m	35 m	50 m	30 m	40 m	25 m	50 m	60 m
A	5000	3000	3500	5000	3000	4000	2500	5000	6000
B	5085	3085	3585	5085	3085	4085	2585	5085	6085
C	5565	3565	4065	5565	3567	4567	3065	5565	6565
D	1193	1252	1263	1293	1340	1374	1750	1793	1819
E	1128	1228	1228	1228	1340	1340	1728	1728	1728
F	835	935	935	935	1035	1035	1435	1435	1435
G	898	957	963	998	1058	1078	1455	1498	1524
H	281	281	281	281	281	281	281	281	281

